



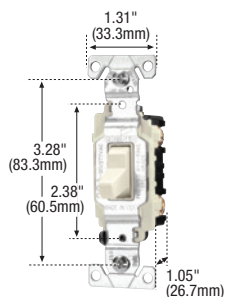
SECTION

Commercial grade switches


Commercial grade AC toggle switches

Product description


Single-pole, double-pole, 3-way, 4-way
15A, 120/277V/AC; 20A, 120/277V/AC



CSB320



CSB415



CS320

AC toggle switches, back & side wire



Rating	A	V/AC	Description	Color suffix	Catalog no.			
15	120/277		Single-pole, toggle	B, GY, LA, V, W	<input type="checkbox"/> CSB115__	•	•	•
			Single-pole, small toggle	A, LA, V, W	<input type="checkbox"/> CSB115ST__	•	•	•
			Double-pole, toggle	B, GY, LA, V, W	<input type="checkbox"/> CSB215__	•	•	•
			3-Way, toggle	B, GY, LA, V, W	<input type="checkbox"/> CSB315__	•	•	•
			3-Way, small toggle	A, B, LA, V, W	<input type="checkbox"/> CSB315ST__	•	•	•
			4-Way, toggle	B, GY, V, W, LA	<input type="checkbox"/> CSB415__	•	•	•
20	120/277		Single-pole, toggle	B, GY, LA, V, W	<input type="checkbox"/> CSB120__	•	•	•
			Double-pole, toggle	B, GY, LA, V, W	<input type="checkbox"/> CSB220__	•	•	•
			3-Way, toggle	B, GY, LA, V, W	<input type="checkbox"/> CSB320__	•	•	•
			4-Way, toggle	B, GY, V, W	<input type="checkbox"/> CSB420__	•	•	•

* Not NOM cert

AC toggle switches, side wire



Rating	A	V/AC	Description	Color suffix	Catalog no.			
15	120/277		Single-pole, compact toggle	A, B, BK, GY, LA, V, W	<input type="checkbox"/> CS115__	•	•	•
			Double-pole, compact toggle	B, BK, GY, LA, V, W	<input type="checkbox"/> CS215__	•	•	•
			3-Way, compact toggle	B, BK, GY, LA, V, W	<input type="checkbox"/> CS315__	•	•	•
			4-Way, compact toggle	B, GY, LA, V, W	<input type="checkbox"/> CS415__	•	•	•
20	120/277		Single-pole, compact toggle	A, B, BK, GY, LA, V, W	<input type="checkbox"/> CS120__	•	•	•
			Double-pole, compact toggle	B, BK, GY, LA, V, W	<input type="checkbox"/> CS220__	•	•	•
			3-Way, compact toggle	B, BK, GY, LA, V, W	<input type="checkbox"/> CS320__	•	•	•
			4-Way, compact toggle	B, GY, LA, V, W	<input type="checkbox"/> CS420__	•	•	•

Accessories for commercial specification grade switches



Description	Catalog no.		
1-Gang, standard size toggle, 302/304 stainless steel wallplate	<input type="checkbox"/> 93071	•	•
2-Gang, standard size toggle, 302/304 stainless steel wallplate	<input type="checkbox"/> 93072	•	•
1-Gang, standard size toggle, unbreakable nylon wallplate, red	<input type="checkbox"/> 5134RD	•	•
2-Gang, standard size toggle, unbreakable nylon wallplate, white	<input type="checkbox"/> 5139W	•	•
4-Gang, standard size toggle, unbreakable nylon wallplate, white	<input type="checkbox"/> 5154W	•	•



93071



93072



5124RD



5139W



5154W

Color ordering information:

For ordering devices, include Catalog no. Followed by the Color suffix: A (Almond), B (Brown), BK (Black), GY (Gray), LA (Light Almond), V (Ivory), W (White)

A	B	BK	GY	LA	V	W
(Almond)	(Brown)	(Black)	(Gray)	(Lt. Almond)	(Ivory)	(White)

Specification information: 120/277V/AC commercial toggle: E-41

Compliances, specifications and availability are subject to change without notice.